

March 17, 2024

SENT VIA EMAIL

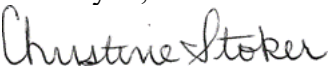
City Commission
City of South Pasadena
c/o James Graham, Finance Director
7047 Sunset Drive S.
South Pasadena, FL 33707

RE: CITY OF SOUTH PASADENA FIREFIGHTERS' RETIREMENT SYSTEM
ANNUAL REPORT OF INVESTMENT ACTIVITY

Dear City Commission:

In accordance with Section 112.661(15), Florida Statutes, please find enclosed the annual report of investment activity of the City of South Pasadena Firefighters' Retirement System. This report includes investments in the portfolio as of September 30, 2023, listed by class or type, book value, income earned and market value as of the stated date. This report must also be made available to the public.

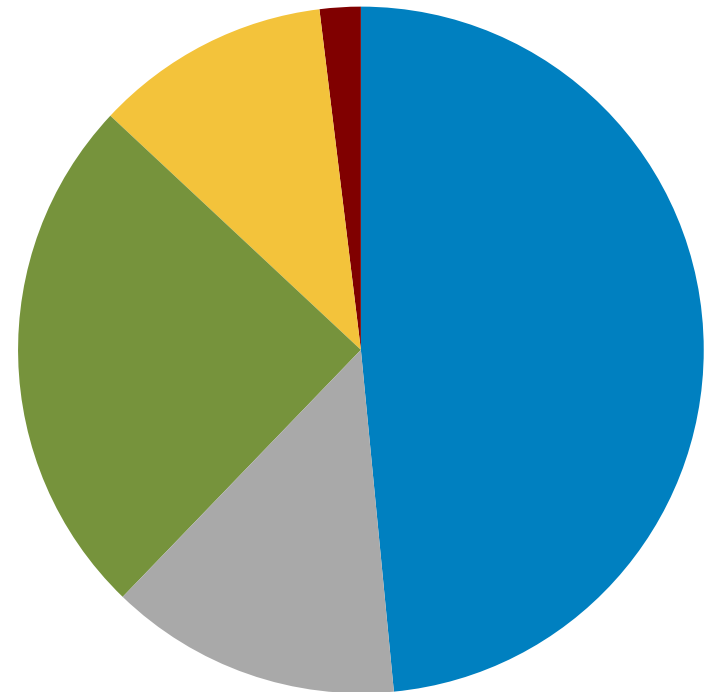
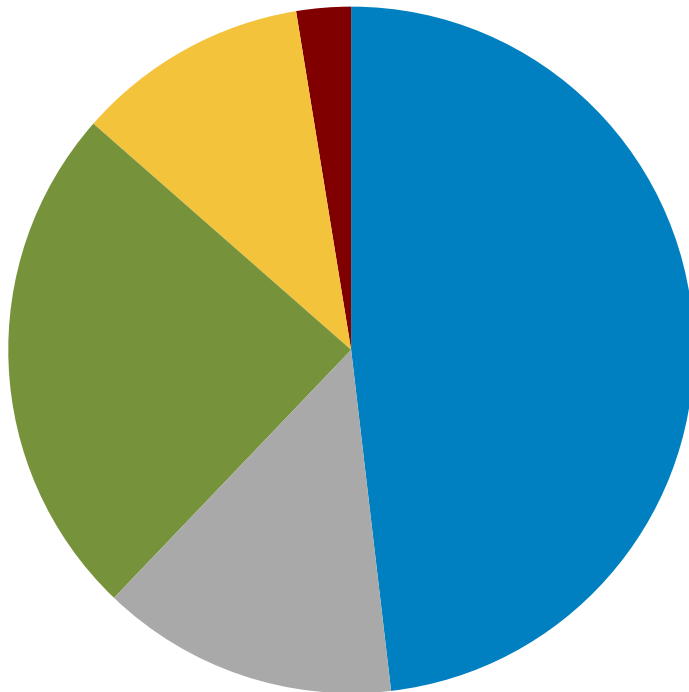
Thank you,



Christine Stoker
Plan Administrator

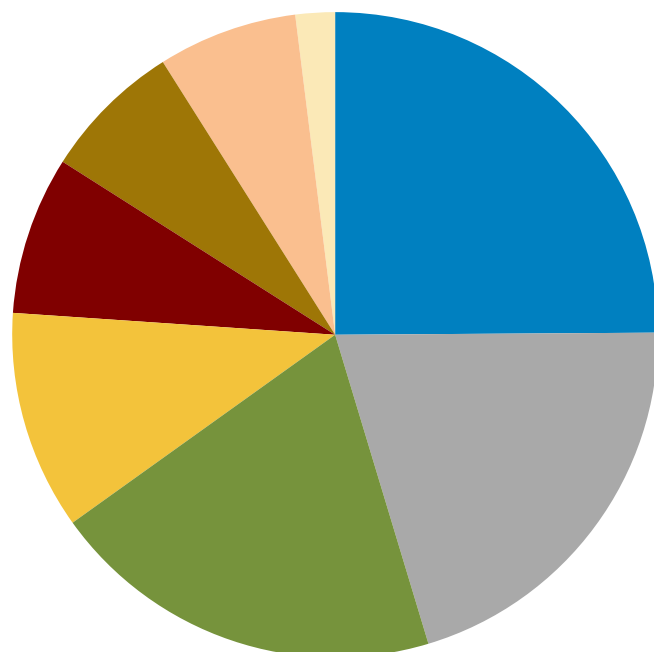
Asset Allocation By Segment as of
June 30, 2023 : \$7,790,190.0

Asset Allocation By Segment as of
September 30, 2023 : \$7,503,155.5

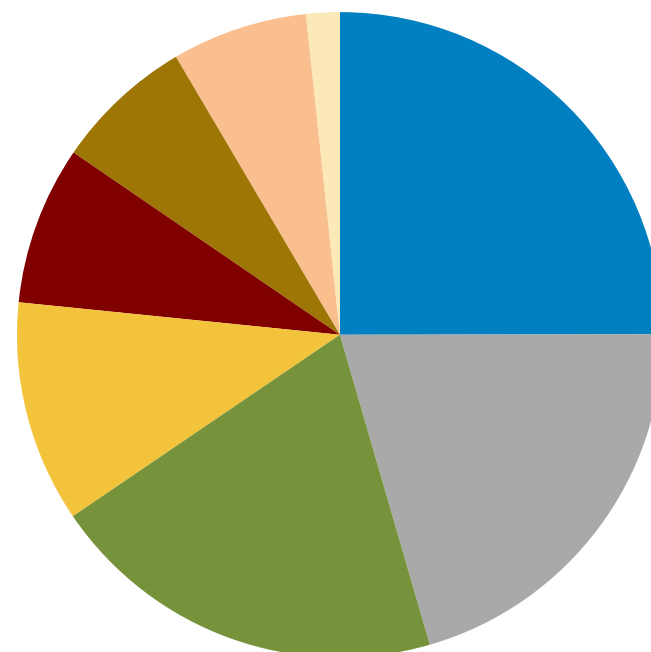


Allocation			Allocation		
Segments	Market Value	Allocation	Segments	Market Value	Allocation
Domestic Equity	3,750,295	48.1	Domestic Equity	3,636,770	48.5
International Equity	1,091,748	14.0	International Equity	1,032,211	13.8
Domestic Fixed Income	1,893,025	24.3	Domestic Fixed Income	1,855,141	24.7
Real Estate	855,111	11.0	Real Estate	833,861	11.1
Cash Equivalent	200,011	2.6	Cash Equivalent	145,173	1.9

Asset Allocation By Manager as of
Jun-2023 : \$7,790,190.0



Asset Allocation By Manager as of
Sep-2023 : \$7,503,155.5



Allocation			Allocation		
	Market Value	Allocation		Market Value	Allocation
Agincourt Fixed Income	1,939,029	24.9	Agincourt Fixed Income	1,873,952	25.0
Fidelity 500 Index (FXAIX)	1,592,648	20.4	Fidelity 500 Index (FXAIX)	1,540,648	20.5
JP Morgan Disciplined Equity R6 (JDEUX)	1,540,335	19.8	JP Morgan Disciplined Equity R6 (JDEUX)	1,499,418	20.0
ARA Core Property Fund	855,111	11.0	ARA Core Property Fund	833,861	11.1
Vanguard Extended Mkt Index (VEXAX)	617,312	7.9	Vanguard Extended Mkt Index (VEXAX)	596,704	8.0
Transamerica International Equity (TAINX)	547,698	7.0	Transamerica International Equity (TAINX)	522,592	7.0
American EuroPacific Growth Fund (RERGX)	544,050	7.0	American EuroPacific Growth Fund (RERGX)	509,619	6.8
R&D	154,007	2.0	R&D	126,361	1.7

Financial Reconciliation

Total Fund

October 1, 2022 To September 30, 2023

Financial Reconciliation Fiscal Year to Date

	Market Value 10/01/2022	Net Transfers	Contributions	Distributions	Management Fees	Other Expenses	Income	Apprec./ Deprec.	Market Value 09/30/2023
Total Equity	3,868,737	-39,334	-	-	-7,083	-1,167	90,905	756,922	4,668,981
Total Domestic Equity	3,019,762	-27,334	-	-	-7,083	-1,167	76,191	576,400	3,636,770
Dana Core Equity	2,493,901	-2,850,061	-	-	-7,083	-1,167	10,052	354,357	-
Fidelity 500 Index (FXAIX)	-	1,442,727	-	-	-	-	18,273	79,649	1,540,648
JP Morgan Disciplined Equity R6 (JDEUX)	-	1,385,000	-	-	-	-	39,240	75,177	1,499,418
Vanguard Extended Mkt Index (VEXAX)	525,861	-5,000	-	-	-	-	8,626	67,217	596,704
Total International Equity	848,974	-12,000	-	-	-	-	14,714	180,522	1,032,211
American EuroPacific Growth Fund (RERGX)	430,728	-6,000	-	-	-	-	9,151	75,739	509,619
Transamerica International Equity (TAINX)	418,246	-6,000	-	-	-	-	5,563	104,783	522,592
Total Fixed Income	1,712,388	150,000	-	-	-4,687	-2,167	68,174	-49,757	1,873,952
Total Domestic Fixed Income	1,712,388	150,000	-	-	-4,687	-2,167	68,174	-49,757	1,873,952
Agincourt Fixed Income	1,712,388	150,000	-	-	-4,687	-2,167	68,174	-49,757	1,873,952
Total Real Estate	963,932	-	-	-	-9,583	-	36,051	-156,539	833,861
ARA Core Property Fund	963,932	-	-	-	-9,583	-	36,051	-156,539	833,861
Total Cash	281,461	-110,666	616,597	-580,621	-	-88,040	7,631	-	126,361
R&D	281,461	-110,666	616,597	-580,621	-	-88,040	7,631	-	126,361
Total Fund	6,826,517	-	616,597	-580,621	-21,352	-91,373	202,762	550,626	7,503,156

